

THE JOURNAL OF THE TEXAS STATE GENEALOGICAL SOCIETY INC.



Starstripes



Navigating the DNA Maze

SAVE THE DATE!

TEXAS STATE GENEALOGICAL SOCIETY
2019 FAMILY HISTORY CONFERENCE

Blazing FAMILY TRAILS

OCTOBER 11-13, 2019

OMNI HOUSTON HOTEL WESTSIDE | HOUSTON, TEXAS



www.TxSGS.org

[#TxSGS2019](https://twitter.com/TxSGS2019)

Contents

Features

- 7** Y-DNA and atDNA—They Can Work Together
by Larry Youngblood
- 13** Beginning a DNA Journey
by Andy Lee
- 16** Unexpected Revelations, Research Validation, and Ethnic
Exploration: TxSGS Members Share Their DNA Testing Experiences
by Susan E. Ball
- 26** TIGR 2019 Schedule Course 1: Texas Research Essentials
- 29** TIGR 2019 Schedule Course 2: Advanced
Southern Research Techniques
- 32** TIGR 2019: Dining near the Crowne Plaza Austin
- 33** TIGR Field Trips
- 35** Use DNA Match Clusters to Organize and Analyze
Your Shared Matches
by Dana Leeds
- 40** Bible Records of the Moody Family of Robertson County, Texas
by Russell A. Rahn
- 55** Update on the Early Texans DNA Project

Columns

- Editorial Policies **2**
- From the Editors' Pen **3**
- New Members & More **4**
- Volunteer Spotlight **5**
- Book Review **24**
by William D. "Bill" Buckner
- Partner Society Roundup **51**
- Texas Heritage Certificates **56**
- TxSGS Society Leadership **59**
- TxSGS Policies **62**
- Index **63**

Why Name our Journal Stirpes? Pronounced "STÛR'PEZ," it perfectly describes the core understanding of our passion in researching ancestry and family history: The phrase "... to my heirs, per stirpes" means that the legal heirs share their inheritance based on their relationship to the deceased. (See full story in *Stirpes*, 2016, Volume 55, Number 3-4)



From the

Editors' Pen



DNA ... a great way to connect to your ancestors, discover new cousins, and break through brick walls. Finally, you can discover where your family came from even if you can't find the records. DNA is another tool to enhance your genealogical research.

The March 2019 *Stirpes* focuses on "Navigating the DNA Maze," with great articles on tools and techniques for analyzing your DNA plus success stories from fellow genealogists.

Andy Lee describes his introduction to DNA and the amazing results in "Beginning a DNA Journey."

Once started on that DNA journey, most genealogists become overwhelmed with the deluge of data. Dana Leeds shows a way through the clutter using the Leeds Method with "Use DNA Match Clusters to Organize and Analyze Your Shared Matches."

"Y-DNA and atDNA—They Can Work Together," by Larry Youngblood, Project Administrator for the Youngblood Y-DNA project, shows how he used Y-DNA and atDNA along with conventional documentary

research to solve a particularly difficult research problem. This article exemplifies the persistence, patience, and creative thinking that are sometimes required to conquer genealogy challenges. Larry's father started the quest with an investigation into his Youngblood lineage. Larry got hooked on genealogy when his dad invited him to go to Clayton Library to help research. As an example of their dedication to solving this brick wall, Larry shared, "We went to reunions for 25 years before we absolutely knew we were related to that Youngblood family."

In "Unexpected Revelations, Research Validation, and Ethnic Exploration: TxSGS Members Share Their DNA Testing Experiences," dozens of stories from *Stirpes* readers show how the average genealogist is using DNA to further their genealogical research. We had so many responses to our survey it was difficult to choose which ones to include. Those selected were illustrative of the many different ways genealogists are using their DNA to solve brick-wall

problems, verify their genealogical research, and deal with unexpected family connections.

In addition to DNA, this issue of *Stirpes* includes an East Texas family tree developed by Russ Rahn from a few family record pages found in an old Bible, more information about the Texas Institute of Genealogical Research (TIGR) slated June 10-14 in Austin, the "Partner Society Roundup," and more.

Our June issue launches the summer, and summer for genealogists means road trips! Are you planning one this summer? Tell us where you are going and why. Are you a road warrior? What are your tips for the first-time genealogy traveler? What are some of the "can't miss" genealogy destinations we should all have on our bucket list? Contact stirpes@txsgs.org to learn more or to submit your article. Start now! The submission deadline is April 15.

~ *Stirpes* Editors ★

Connect with TxSGS



Learn more at TxSGS.org

New Members & More

**New Members since
December 2018**

Heritage Circle

Benefactor

Susan K. Thompson



Supporter

Susan E. Ball
Peter J. Gulden
Kitty M. Olson
David C. Taylor

Friend

Evaristo T. Garcia
Marta I. Garcia
Roseann Hogan
James Westermeier
Dr. Carol Westermeier

Donna Irby
James B. Keeth
Jean Larson
Carolyn B. Lillard
Mary Schuessler Lines
Nancy F. Malcolm
Cathie Maley
Minna K. Marinko
Ronald A. Martin
Patricia McKnight
L. A. Austin
McLaughlin
Marcie A. McRae
Melinda M. Means
Dorothy Mersinger
Edwin Miller
Cheryl Montague-
Nolting
Chanikat Moses
Billy R. Nance

Toni Williams Orozco
Mary L. Percy
Sherri A. Phillips
Patricia Reed Clark
Eileen Rhine
Emily Richardson
Irene H. Roberts
Barbara
Schletzbaum
Lizabeth A. Smith
Cheryl Smith
Barry Smith
Lisa Taber
Elaine Thomas
Larry Van Horn
Wendel G. Voigt
Shirley Walcik
Tyrene W. Wilcox
Hughes E. Williams
Davy Jo Williams

Individual and Household Members

Patricia Anderson
June B. Bailey
Jon K. Baumgartner
Corinna L. Bilbrey
Richard Black
Dorothy Black
Sharon M. Bowles
Connie Burton Brawley
Jane A. Bronstad
Ann E. Carlton

Mark A. Clark
Caren Cooper
Thomas Coughlin
Janet Davee
Cathy M. Dempsey
Elizabeth K. Dennison
Joseph Paul DeWoody
Ann Diebel
Kathy Elder
Rick Featherston

Linda Carol Forward
Marta I. Garcia
Evaristo T. Garcia
Jeanne Goldman
Peter J. Gulden
Debra S. Hadfield
Eugene R. Hadfield
Sharon Harmon
Barbara A. Harvey
L. Hunt

Deadline for TxSGS Award Submissions September 15, 2019 *



The Texas State Genealogical Society recognizes individual and society excellence in the genealogical community with several awards, grants, and a scholarship. The awards are announced each year at our Annual Conference. Submissions must be received by September 15, 2019.

Visit the TxSGS website at www.txsgs.org for categories, guidelines, and additional details.

* Committee must receive submissions by this date to be considered.

Volunteer Spotlight: *You!*

TxSGS takes this moment to honor all the volunteers across Texas who give time, effort, and expertise to support their passion for genealogy.

Local Volunteers: Leaving a Legacy Begins at Home

Well over one hundred genealogy societies across Texas thrive because of the volunteers who serve on boards and committees. These societies educate their members through programs, preserve local records through digitization efforts, and publish records in books and online, all with an eye toward making genealogy accessible to their members and future generations of genealogists. TxSGS Partner Societies, with the help of their indefatigable volunteers, are cleaning and restoring cemeteries, digitizing records, creating community histories, and acting as a bulwark to preserve their local legacy. Thank you!



TxSGS Volunteers: Statewide Efforts Pay it Forward



Beyond the local genealogy scene, volunteers are the lifeblood of TxSGS. TxSGS is like a small business, and a small business requires teams of people to get things done. Elected directors and leaders fulfill major activities including membership, education, development, treasurer, secretary, and district representatives. TxSGS also has standing committees that contribute to ongoing programs such as Heritage Certificates, the annual conference, virtual conferences/webinars, marketing/publicity, *Stirpes*, and more. At times throughout the year, each of these areas has projects that may require additional volunteer support. Being part of one of these committees or volunteering to help during the annual conference is a great way to become involved in TxSGS and “pay it forward” to the genealogical community.

You Can Make a Difference – Join Our Team Now!

**MAKE A
DIFFERENCE**



Think about what you have to offer—expertise, skills, talents, and interests. Do you enjoy editing or proofreading, creating brochures or newsletters, working with social media? Are you the “meet and greet” type who thrives on event planning, publicity, and hospitality? Do you have graphic design skills?

You do not have to reside in Texas to be a part of the TxSGS Team. Here are a few ideas where you can volunteer today:

- Advertising manager for *Stirpes*
- Proofreading and editing
- Social Media: Facebook, Instagram, and Twitter
- eNews Newsletter (aggregated from blogs)
- Technology: Internet, websites, webinars, video recording, and graphic design
- Volunteer coordinator

Interested? Contact Susan Ball at president@txsgs.org. ★

Y-DNA and atDNA—They Can Work Together

by Larry Youngblood

Y-DNA is a remarkable and effective tool that can determine the paternal line back ten generations or more, as the Y Chromosome passes from father to son and so on virtually unchanged. With such impressive insights available through Y-DNA, why would anyone want to take an autosomal DNA test that only helps identify relatives for six generations or so?

Even with an autosomal DNA (atDNA) match, you still must find either confirming evidence or reasoning that cannot be refuted ... or both. In the following discussion, I share how I used Y-DNA and, eventually, atDNA to conquer a long-standing brick wall.

For over 40 years, I have been researching records and reaching out to people in the quest to discover my ancestral line of Texas Youngbloods. My father started this journey, and we went to Youngblood reunions for 25 years before we absolutely knew we were related. Summarized in this article is the decades-long exploration that relied on documents, Y-DNA, and atDNA to finally resolve the connection between my family and the Youngbloods of South Carolina.

Our patriarch was Thomas Youngblood of Edgefield, South Carolina, formerly of North Carolina. In the 1960s, this Youngblood family, the descendants of Thomas Youngblood, had written its own genealogy book, *Youngblood-Armstrong and Allied Families*, documenting our lineage back to c1690. Now, my little family branch lived beside, near, or between two known and well-documented brothers, James (c1809) and David (c1813), who were sons of

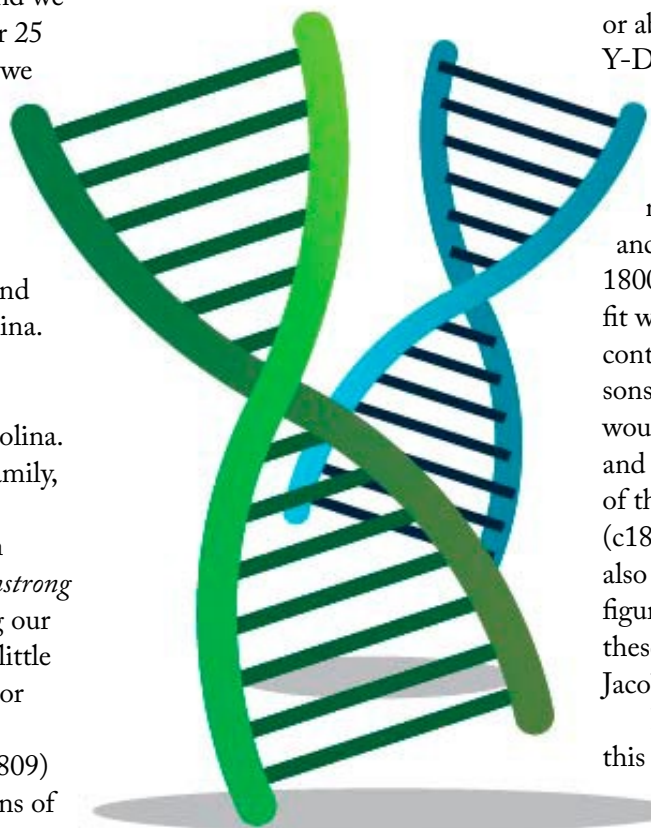
Jacob “B” Youngblood Sr. (c1770). Jacob Youngblood Sr. could not write his name and used a German script “B” as his mark, which he placed between his first name and surname on documents, hence the designation in the Youngblood family history with the middle initial “B.” Jacob Sr. (c1770) was the first son of Thomas Youngblood (c1745), as documented in this family book. My challenge was in proving

how my Youngblood ancestor, known to me only as a male head of household deceased by 1850, was related to James and David.

The Youngblood Y-DNA Project has been a major genealogy research tool in unraveling the puzzles and mysteries of the Youngbloods’ migration to America. Y-DNA enables matching descendants of a direct male of today to trace their common paternal line back literally over centuries. I have used this tool to track the direct Youngblood male line nine generations or more back to the early 1700s, with the help of the writings and research of Francis and Floelle Youngblood, James Dewey O’Bryan, and many others.

If your DNA matches another person exactly at 37 markers, then you have a 95% chance of sharing a common ancestor within 8 generations, or about 250 years. In my case, a Y-DNA match at 37 markers would take my lineage back to roughly 1750. This timeframe was well within that of my Youngblood mystery, as my unconnected ancestor was likely born in the early 1800s. To determine where my lineage fit with that of Jacob Sr. (c1770), I contacted a descendant of one of the sons (James c1809) and asked if he would take a Y-DNA test. He agreed, and we matched exactly. A descendant of the other neighboring son, David (c1813), tested his Y-DNA as well. We also matched exactly, as shown in figure 1. When I first matched with these two men, I did not know that Jacob Jr. (c1795) was my ancestor.

But as you will come to understand, this Y-DNA match is not enough to confirm a relation to a certain ancestor or that ancestor’s



Beginning a DNA Journey

by Andy Lee

March of 2013 didn't seem like it would be any different than any other month. A work assignment would take me to Wisconsin for two weeks, but that wasn't unusual. In preparing for the trip, I stopped by the library to pick up some books on CD.

One that I grabbed was *DNA USA* by Bryan Sykes, a professor of genetics from Oxford. The synopsis on the back cover sounded interesting and with several hours of driving ahead of me, I thought this would entertain me.

The next day I started the six-hour journey from Cedar Rapids, IA, to Manitowoc, WI. From the get-go, Professor Sykes's book was fascinating. He described his previous research into genetic haplogroups and gave an overview of commercial

DNA testing. While Y-DNA testing had been around for almost fifteen years, autosomal testing had just come on the market in the previous five years. He introduced to me Family Tree DNA and 23andMe, two companies whose names I had heard, but I had never really delved into what they did.

In his journey around the United States, Professor Sykes sampled people from various areas of the country using 23andMe's DNA kit and reviewed the chromosome painting it produced. As he described the results showing color swaths of ethnic ancestry in Asia, Europe, and Africa, I was entranced. Before I arrived in Manitowoc, I decided I wanted to see what my

chromosome painting for myself and my wife was interesting. We had both done extensive research on our families, and there were really no surprises from the sea of blue we saw (representing European heritage). I started to scour the internet for

anything else I could learn and found the website GEDmatch. I uploaded our samples on that website and then later transferred our samples to Family Tree DNA.

Furthering my genealogy research with DNA was slow going, initially. Part of this was because I



Family of Benjamin Freeman Lee, circa 1900, California. Benjamin's original surname was Garnett, but he changed it to Lee circa 1875.

DNA looked like. After checking into the hotel, the first thing I did was log on to 23andMe and purchase two kits.

A few days later, my wife called and asked me, "What is this strange package?" I explained to her about the book and how DNA testing was a new tool for genealogy. She was skeptical, but accepted it as one of my quirks. When I arrived home a week later, we spit into the vials and sent them off. About a month later, I had my first DNA disappointment. My wife's sample was analyzed, whereas mine had a problem and they weren't able to complete the analysis.

Another vial of spit and a month later, my results were in. The

already knew several generations of ancestors on almost all of my lines due to extended family members' century-long involvement in genealogy research. I was able to identify the relationships with a handful of matches that were third and fourth cousins, but this was mainly because we both had extensive trees with people in common between them.

Another reason for the slow start was the number of people who had tested by this point was still only about two million. The major marketing push by AncestryDNA, 23andMe, and MyHeritage DNA wouldn't start for another two years.

Unexpected Revelations, Research Validation, and Ethnic Exploration:

TxSGS Members Share Their DNA Testing Experiences

by Susan E. Ball

DNA testing has penetrated the genealogy community on all levels, providing new ways of defining family. Many report discovery of unknown relatives as close as siblings or parents. In the midst of the emotional upheaval these revelations can cause, family historians are discovering that their ancestors were only human, after all.



Genetic genealogy marketing focuses on amazing results, stunning insights, and heart-warming reunions between long-lost relatives or adoptees and their birth family. Having surveyed TxSGS genealogists in December 2017, *Stirpes* sought an update to the query, “What are the results of typical genealogists?”

Two simple questions on the survey opened a floodgate of responses: “What made you decide to submit DNA for testing?” and “What did you learn and how did it help you in your genealogical research?” One hundred thirty responses were posted in just a few days, with members reporting results ranging from demolished family trees to frustration with the process and with unresponsive DNA matches.

Considering the recent incursion of law enforcement into genealogical DNA databases, many are weighing the cost of participating in DNA studies and companies against the desire for privacy. “I have decided NOT to submit DNA for analysis. I

prefer the paper chase,” shared *Larry Luckett*. He confided, “I do not value the personal information that might be gained as worth the time and effort to follow up with any potential matches.” Larry also voiced the concerns of many: “I do not want to submit my DNA to a database subject to use by legal authorities that exposes my potential DNA matches to a threat without their consent.”

Shaking Up Family Trees

Many genealogists are exploiting this new genealogy tool with great success. However, rather than adding new branches to family trees, some genealogists discovered that DNA results identified branches that genetically did not belong.

Revealing why she took a DNA test, *Kelly Morris* exclaimed, “I had to! It was just the next obvious thing to do for a serious genealogist.” She explained, “I have

been researching my family history for 50 years and thought I had all the major branches identified. Now, I was down to just learning the finer points ... the stories.” She continued, “But DNA blew that out of the water when I discovered that the people my grandmother claimed as her parents ... simply weren’t. For sure, not her ‘mother.’” Kelly shared the effects of this revelation, “So, here I am now trying to use that same DNA to solve a 100 year old mystery that was deliberately kept a secret with everyone with first-hand knowledge long dead.”

“Taking a DNA test was something I did just for fun,” *Susan Brandt Graham* wrote. “As an Ob/Gyn I had referred many patients for specific DNA testing, but had not had any myself.” Like many, Susan

discovered a disconnect in her family tree. “I had a different great-grandfather than I had been told, but the paper trail proved consistent with

...DNA results identified branches that genetically did not belong.

Not a Smith but a Miller

by Lynette Munson

My father's lineage was very well documented, and we knew exactly where we came from. However, we had gaps on my maternal line, so I was hoping DNA would help. Boy, did I get a shock!! Unfortunately, DNA didn't fill those maternal gaps as much as I hoped. Instead, my DNA results delivered a surprise. While my paternal paper trail was solid, the DNA didn't match the paper. My grandfather was not my father's biological father even though he was listed on the birth certificate. In our wildest dreams, we never thought this side had the non-paternal event (NPE).

As I started getting more and more mystery matches

to my DNA, I had to build out trees to help paint the picture. I was finally able to put the Miller and Morris surnames together and they pointed me to my biological grandfather, James Theodore Miller. Unfortunately, he passed many years ago, as did all his siblings. I have since connected with my father's first cousin to learn about our blood family. It doesn't change my memories of my grandfather but just adds many more to our family story!

I was hoping for a really cool last name, as Smith is as common as it gets. Instead, I got "Miller"—not the step up in the cool name category I had wanted!

My Irish Family

by Roseann Hogan

A dozen of my cousins found each other from ALL over the world—Ireland, Australia, Canada, and even here in good old USA. I never imagined some of the family went anyplace but the U.S. My closest matches left Ireland the same year as my line, so something happened in the family. Not only has this DNA connection allowed us to identify the parish in Ireland our families are from, it has also taken my own family back a couple of generations, something I had only faint dreams of before. A plus is that my Irish cousins are a super nice bunch. Together, we share both genealogy and family stories. In addition, one of my cousins is a broom

dancer! Some of our family traditions survived and others didn't. It has opened my mind to other ways of thinking about my search and my family.

This extended family group has evolved; we now contribute information, share resources, and add finds to one integrated tree that includes our DNA kit numbers. None of this could have happened without DNA. We've discovered GEDmatch.com to be a particularly helpful tool, where everyone can share data from the various DNA services. It allows us to see who's most related to whom, which is very valuable.

I love my newly found Irish cousins!

Slave-Owning Ancestors Link African Americans and Caucasians

by Angela Y. Walton-Raji

As an African American researcher, there are many challenges, especially when family was separated during the years of the slavery era. I have found several matches who descend from individuals sold away from loved ones in the early 1800s and before. In some cases, this has been solvable and in other cases, the common ancestor will never be known, because the trauma of separation made the story too painful to tell and pass down, thus it is lost to time.

DNA also points out to many African Americans that they have Caucasian DNA matches. Many stem from a common ancestor during the slavery era. Many have reached out to their matches to receive no response. And in

some cases, very negative and hurtful responses have come from those matches. Meanwhile, others simply see the matches and avoid contacting them, basically to avoid a negative interaction.

On the other side, some of the Caucasian matches have reached out and been quite cordial and willing to assist in the research process. So, all is not a negative story.

DNA genealogy testing has opened new doors for everyone, and all of us are treading on uncharted territory. Hopefully, DNA will become an avenue for everyone, and by pursuing DNA matches, we will all learn that we are more alike than unlike.



TEXAS STATE GENEALOGICAL SOCIETY
TEXAS INSTITUTE
of GENEALOGICAL RESEARCH

JUNE 10-14, 2019

Crowne Plaza, Austin, Tx

2 Field Trips Available

- Texas State Land Office
- Texas State Library & Archives

2 Tracks




Kelvin L. Meyers



Mark Lowe, CG, FUGA



Teri Flack



John Sellers



Ari Wilkins



Patti Gillespie

TIGR REGISTRATION

Open: Register Online at <http://www.txsgs.org/tigr-2019-registration>.

Online Closes: Midnight June 5, 2019 (after that, it's walk-ins)

Early Bird Registration Ends: Midnight April 30, 2019


Pricing: Walk-ins: Everybody, Member and Non-Member **\$425**
June 5 - June 10, 2019 - Walk-in Pricing Only

Non-Member: Regular Price **\$375** - Early Bird **\$355**

Member: Regular Price **\$355** - Early Bird **\$335**

Between May 1 and June 5, "Regular" Pricing is Active

Early Bird Pricing Available Nov. 30, 2018 - Midnight April 30, 2019





— TEXAS STATE GENEALOGICAL SOCIETY —
TEXAS INSTITUTE
of GENEALOGICAL RESEARCH

June 10-14, 2019

Crowne Plaza, Austin, TX

2 Courses/Tracks

- Texas Research Essentials
- Advanced Southern Research

www.txsgs.org/2019-tigr/





#TXIGR


Kelvin L. Meyers


J. Mark Lowe


Teri Flack


Patti Gillespie

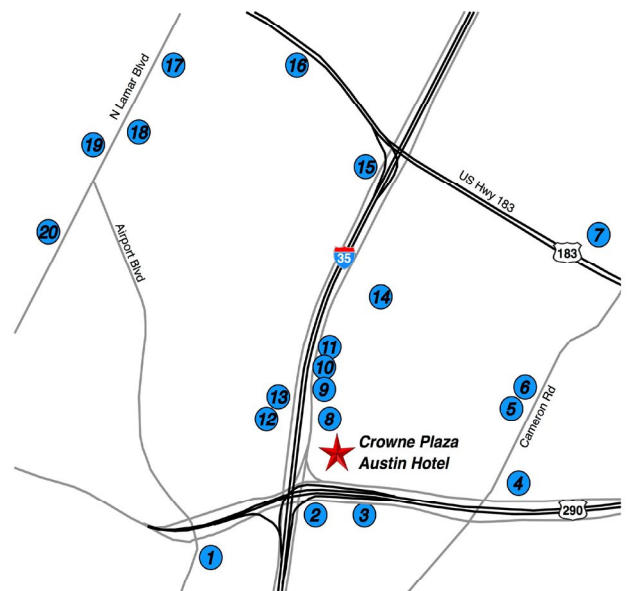

John Sellers


Ari Wilkins

Dining near the Crowne Plaza Austin

The TIGR hotel is conveniently situated among a large variety of restaurants and cuisines that meet a range of budgets and dietary needs. Attendees can step away from intensive learning, stretch their legs, chat with other genealogists, and form new friendships in any of the twenty restaurants within a few miles of the Crowne Plaza Austin hotel. In addition to the hotel restaurant, the list below represents just a smattering of the dining establishments nearby. Please refer to a map or your GPS for directions. Inclusion in this list is not an endorsement.

- | | |
|---|--|
| <p>1 – Quality Seafood Market - Local Gulf seafood prepared in diverse ways. (5621 Airport Blvd.)</p> <p>2 - Habesha Ethiopian Restaurant and Bar - Ethiopian fare served family style. (6019 Interstate 35 North)</p> <p>3 - Los Jaliscienses - Mexican favorites in a small, eye-catching restaurant. (6201 E. Hwy 290)</p> <p>4 – La Palapa Restaurant - Tex-Mex menu, plus a cantina with karaoke & live music. (6640 E. Hwy. 290)</p> <p>5 – T J’s Seafood – Seafood plus Cajun and Creole restaurant. (7110 Cameron Rd.)</p> <p>6 - Aguileras Mexican Restaurant – Mexican comfort food. (7210 Cameron Rd.)</p> <p>7 – Luby’s – Cafeteria-style chain offering Texas-inspired entrees, sides & desserts. (1410 E. Anderson Ln.)</p> <p>8 - Pappadeaux Seafood Kitchen - Hearty portions of New Orleans-style seafood, steaks, salads & more. (6319 N. Interstate Hwy. 35)</p> <p>9 - Pappasito’s Cantina - Tex-Mex dishes and margaritas. (6513 N. Interstate Hwy 35 N.)</p> <p>10 – Chili’s Bar & Grill - Classic Tex-Mex & American fare in a Southwestern-style setting. (6619 I-35)</p> <p>11 – Sushi Japon & Hibachi Grill –Japanese eats from sushi to teppanyaki meals. (6801 N. Interstate Hwy 35)</p> <p>12 - Pollo Campero - Guatemala-born counter-serve chain specializing in fried & grilled chicken. (907 E. St. Johns Ave.)</p> <p>13 - Vivo - A vast patio, numerous tequilas & margaritas, & inventive Tex-Mex cuisine. (6406 N. Interstate Hwy. 35)</p> <p>14 - Lima Criolla Peruvian Restaurant - Family-run Peruvian eatery. (6406 N Interstate 35 Frontage Rd #1550)</p> | <p>15 – Applebee’s Bar + Grill - Hearty American eats in an informal setting. (7522 N. I-35 Service Rd. S.)</p> <p>16 – Red Lobster - American seafood standards. (109 W Anderson Ln.)</p> <p>17 – Kim Phung – Vietnamese and Chinese fare in a casual setting. (7601 N. Lamar Blvd.)</p> <p>18 – Chago’s - Homestyle Puerto Rican cuisine including mofongo, plus Cuban sandwiches. (7301 N. Lamar Blvd.)</p> <p>19 – Fuzzy’s Taco Shop - Baja-style tacos & other Mexican eats, plus beer & margaritas. (7010 Easy Wind Dr. #100)</p> <p>20 – Stiles Switch BBQ – Popular BBQ joint for smoked meats & local draft beer. (6610 N. Lamar Blvd.)</p> |
|---|--|



Book Your TIGR Hotel Room NOW!

June 10-14, 2019



— TEXAS STATE GENEALOGICAL SOCIETY —
TEXAS INSTITUTE
of GENEALOGICAL RESEARCH



Venue and Hotel:
Crowne Plaza Austin
 6121 N Interstate Highway 35, Austin, Texas 78752
 Phone: 512-313-5466

Conference Guest Room Rates

Standard Guest Room:
one King or two Doubles

\$109.00/night

- Free self-parking
- Free in-room WiFi
- Hot breakfast buffet served in Crossroads Grille

Reservations

Online Reservations:

When booking online you must use the link on our website to get the correct discount group booking.
TIGR on www.txsgs.org/registration/

Phone Reservations:

You may also reserve your room by calling the hotel directly or contacting Crowne Plaza Toll-Free Reservations at 800-227-6963. When making reservations by phone, be sure to provide the following information: Group Name: Texas State Genealogical Society.

All rates are per night plus taxes and fees. Rates are valid 3 days prior and 3 days after the official dates of TIGR, based on availability. TIGR is a Texas State Genealogical Society event.

#TXIGR

@TXIGR

Larry Youngblood
GENEALOGY CONSULTING
The Colonial Youngblood Y-DNA Project

Family Historians and Researchers

- Understanding DNA - Applying your test results
- How DNA can work in knocking down brick walls

Presentations

- Basic DNA and Genealogy - Beginner to Intermediate
- Making Economical Use of Tests & Websites

Contact:
 Larry Youngblood
 lyoungblood9@comcast.net
 281.772.0952



— TEXAS STATE GENEALOGICAL SOCIETY —
TEXAS INSTITUTE
of GENEALOGICAL RESEARCH




TIGR Banquet Speaker
J. Mark Lowe

“What Do Lasso, Pitchforks, and 100 Pine Trees Have to do with My Trip to Texas?”

Purchase your banquet ticket when you register for one of the TIGR courses!

Learn more or register online today at www.txsgs.org/2019-tigr/



Use DNA Match Clusters to Organize and Analyze Your Shared Matches

by Dana Leeds

With over 22 million DNA kits sold, many of us have hundreds or even thousands of DNA matches. And, that’s great! But it can also be overwhelming. What do you do with all those matches? Who are these “cousins?” Where do you start?

DNA Match Clustering

DNA Match Clustering is a technique in which your genetic relatives, or DNA matches, are sorted into groups whose members are likely related to you and each other through a common ancestor or ancestral couple. When using AncestryDNA, these match clusters are created using Shared Matches. (Other companies call them “In Common With,” “Shared DNA Matches,” or “Relatives in Common.”) Shared Matches are people classified by Ancestry as fourth cousins or closer to both you and your DNA match.

Rather than working with hundreds or thousands of DNA matches at one time, match clustering allows you to focus on a small group of matches who are likely genetically related. Whether you are trying to break through a brick wall or find a biological parent, match clustering can help you determine where DNA matches belong on your family tree. These newly-placed family members can help you solve your genealogical questions.

There are two main types of match clustering: manual and automated.

Manual Match Clustering

Manual match clustering (aka the Leeds Method) creates a Color Cluster

Chart, which often creates four groups based on the four grandparent lines. For most people, this method works best with AncestryDNA, which has more test takers and trees than the other sites.

Why is match clustering powerful? Match clustering is based on DNA, not trees, so you can use match clustering even when your match does not have a tree, has a private tree, or does not respond to messages. It can be used on any DNA testing site and is a simple method that can be learned quickly and does not take much time to create. Using this method does not require extensive DNA knowledge, so it’s great even for beginners. It also does not require previous knowledge of the test taker’s tree, so it is exceptionally useful for those searching for biological parents. Additionally, the chart provides valuable clues, though traditional genealogy should be performed to support or contradict any hypotheses or suppositions made based on the charts.

The goal of match clustering is to create natural groupings of DNA matches. To create a Color Cluster Chart with AncestryDNA matches using the Leeds Method, follow these steps:

1. List your second and third cousins who share less than 400 centimorgans (cM) with you.
2. In the next column, assign the top cousin a random color.
3. Assign the same color to every “shared match” of this cousin.
4. In the next column, assign a random color to the first cousin who does not already have a color.
5. Assign the same color to every “shared match” of this cousin.
6. Repeat this process until every person has been assigned at least one color.

	G1	G2	G3	G4
Ralph	Red			
Harry	Red			
Rob		Blue		
S. M.			Green	
Julie			Green	
Kristi	Red			
R. R.			Green	
Pete		Blue		
S.G.	Red			
Steph		Blue		
Bill			Green	
K. T.		Blue		
Victor			Green	
Z. P.		Blue		
J. B.			Green	
Carol				Yellow
Dave				Yellow

Chart 1

Bible Records of the Moody Family of Robertson County, Texas

by Russell A. Rahn

russandmarionrahn@gmail.com

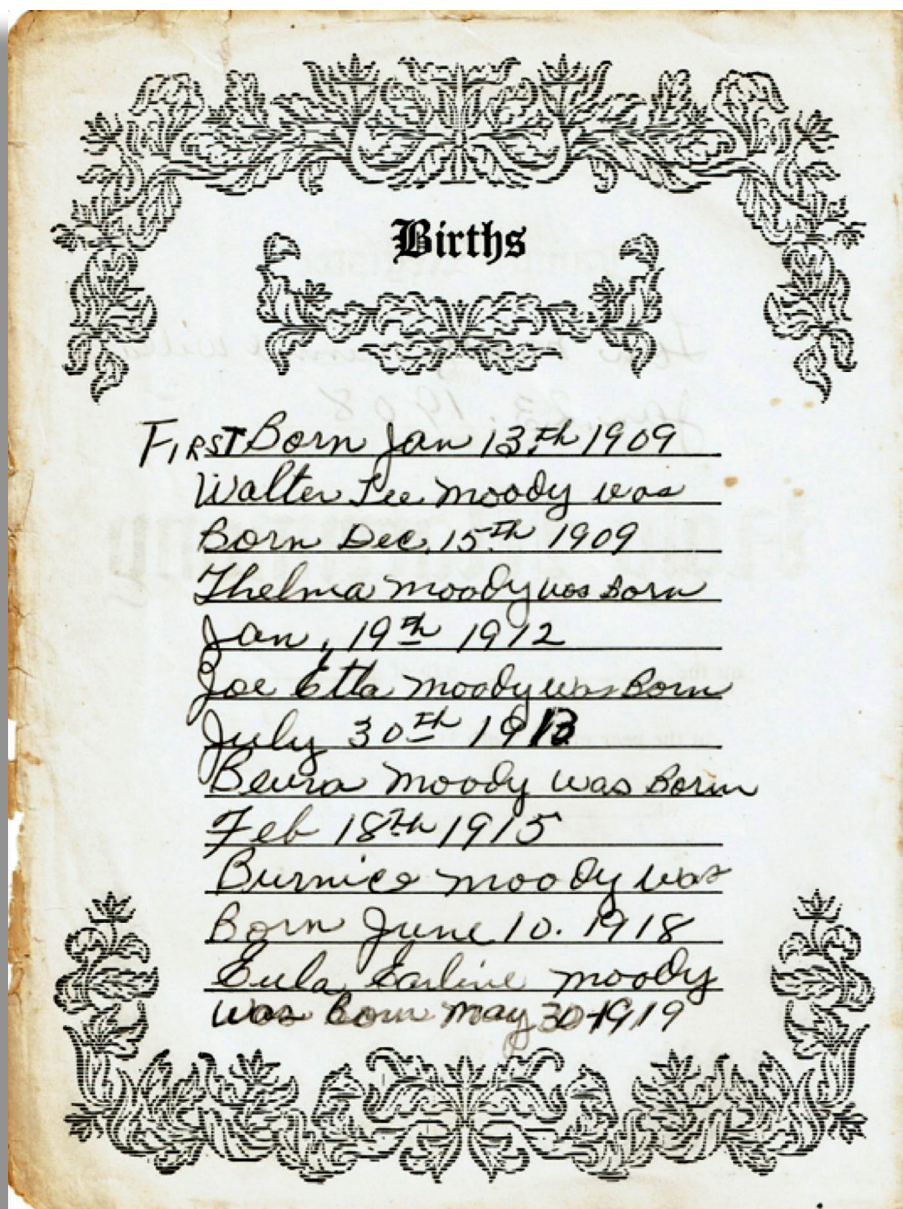
I recently acquired the center pages of a Bible that had belonged to a family named 'Moody.' It consisted of four pages, the first one recording a single marriage

event, the center two devoted to birth records, and the last page containing the birth and death record for a brother of the bride named on the front.

The two center pages are illustrated here. Not everything recorded in the Bible pages was clear in its meaning; several entries were ambiguous. Intrigued with the possibility of crafting a family tree based on the Bible's family pages, I was not disappointed with the effort or the results.

Beginning with the marriage record on the first page, I quickly discovered that this family was African American, and that the four or five generations that could be located had resided in Robertson County, Texas, since the middle of the 19th century. From the census records, it was also apparent that most of them were farmers and that they lived very close to each other, near the community of Hearne. As it turned out, there also were two distinct lineages that could be found, but the exact connection between the two has not yet been discovered.

The first of these lineages is that of Mose (Moses?) Moody who was born in Robertson County in 1858. The second is that of Lafayette Moody who was born in Alabama, but had relocated to Robertson County by the mid-1870s. The fact that both of these two persons married someone whose birth name



Page two of the Moody Bible records. The initial entry represents an unknown factor, since no evidence has been located to support the notion that a child was born 13 January 1909. If there was such a birth, the child must have died in infancy or even at birth.

Partner Society Roundup

Is your Partner Society missing? Perhaps our contact information is out of date. Please contact your District Representative and memberinfo@txsgs.org with current contact data. Partner Societies are encouraged to investigate the many benefits and resources available from TxSGS at

the Partner Society Resource page at <http://www.txsgs.org/partner-society-resources/>. Benefits include publicity support for society events, media downloads, preservation and access support, awards, digitization equipment loan grants, and much more.

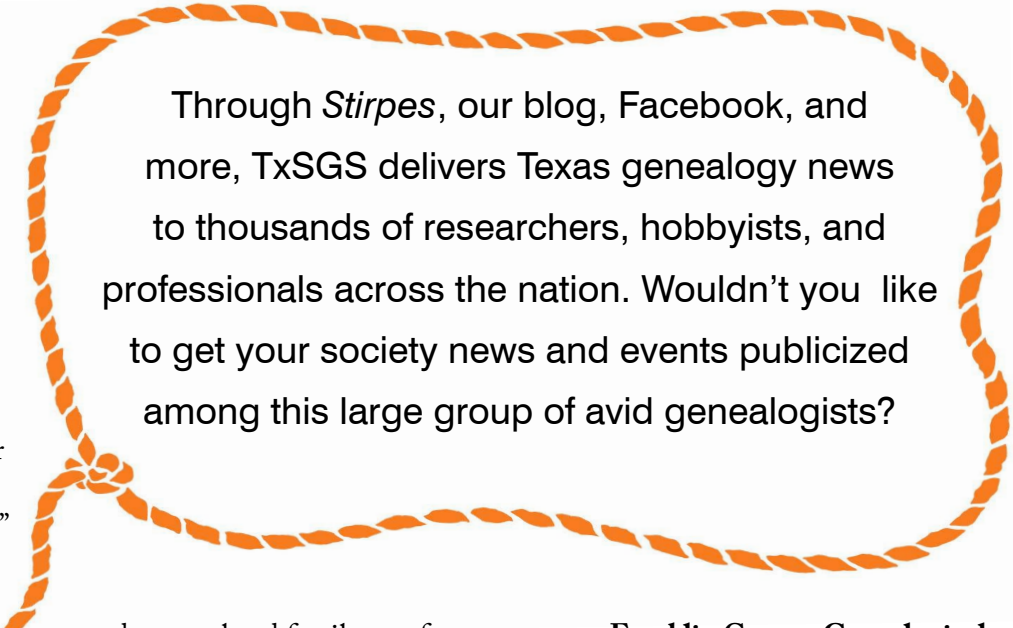
District A – Open

The **South Plains** and **Hi-Plains Genealogical Societies** are featuring Marynell Bryant in their second annual Caprock Genealogy Conference, slated April 6. Marynell is an accomplished genealogical researcher and speaker from Hopkins County, a past president of the Texas State Genealogical Society, and a retired high school journalism teacher. Her topics are: “Relatively Speaking: Don’t Neglect the Collateral Lines;” “Quill & Scrawl: Ease the Pain of Early Handwriting;” “Counting Cousins in the County: Sorting Out Family Names;” and “War of 1812 Records and Resources.” See the ad on page 12 for more information.

District D

Debra Usry,
District Representative

Lamar County Genealogical Society in Paris, Texas, with about 78 members, continues adding daily to their cemetery database of over 100,000 records where obits, tombstone pictures, and other valuable information can be found. LCGS recently added an original marriage license index to their website for researchers to see if their ancestor’s original marriage license is in the holdings at the library. If so, they can



Through *Stirpes*, our blog, Facebook, and more, TxSGS delivers Texas genealogy news to thousands of researchers, hobbyists, and professionals across the nation. Wouldn’t you like to get your society news and events publicized among this large group of avid genealogists?

send a completed family tree form with the married couple’s information to the library; in return, library staff will send them the actual original license. These two databases are found at <http://www.lamarcountytx.org/>. LCGS’s monthly meeting is the second Tuesday of each month at 7:00 p.m. Contact the LCGS library at 903-784-5020 for more information.

Located in Sulphur Springs, the **Hopkins County Genealogical Society** is busy working on records contributed by the Hopkins County Clerk’s office that will be added to their library and the “Members Only” portion of their website, <http://hcgstx.org/>. HCGS is also finishing a massive new book, over 400 pages, on the 1914 Businesses and People of Sulphur Springs, Texas.

Franklin County Genealogical Society reports from Mt. Vernon, Texas, that they currently have 176 members and will soon be revamping their library system. FCGS recently hosted a group of Mount Vernon High School students called “Leaders of Tomorrow.” Society members work with the students, teaching them how to research their family. The students come to the Franklin County Genealogical Society every year. FCGS’s upcoming speakers for their meetings on the third Monday of each month are Chris Admire discussing “Ancestry DNA” in March, Mike McCrary speaking on “Navigation On The Rivers” in April, and Lee Green presenting “The Caddo Indian Artifacts” in May.

The **Red River County**

Update on the **Early Texans DNA Project**

The Texas State Genealogical Society is proud to announce the winners of the Early Texans DNA Project drawing. Names of all members of the Early Texans DNA Project who submitted the completed application form by 15 January 2019 were entered into the drawing. Selected at random were Carrie Woolverton and Debra Osborne Spindle.

Carrie Woolverton, one of our earliest project members, won a FamilyTreeDNA Family Finder (autosomal DNA) test with an mtFullSequence (Full Mitochondrial DNA) test, which can be used by either a man or a woman. The value of the kit at today's prices is \$278.

Debra Osborne Spindle, one of our newest project members, won a FamilyTreeDNA Family Finder (autosomal DNA) test with a Y-111 STR marker test. The value of the kit at today's prices is \$438. As only males have a Y chromosome, use of this kit is limited to a man.

These kits were a generous contribution from Rev. Cynthia Forde

in exchange for some DNA advice from our DNA project chair, Debbie Parker Wayne.

Congratulations, Carrie and Debra! Thank you, Cynthia!

During the promotional period for this contest, 287 new members joined the project and 56 members completed the application form, some for more than one qualifying ancestor. Since then, new applications continue to pour in! The DNA project team is working as quickly as possible to get all of the lineages entered into the project database.

Some have recently conveyed concern to the Early Texans DNA Project team regarding the discovery

in late January that FamilyTreeDNA was allowing law enforcement access to FamilyTreeDNA to search for matches to uploaded genetic files. On March 12, FamilyTreeDNA announced a new privacy policy offering those with DNA tests at FamilyTreeDNA the option of opting out of law enforcement access to their test results. Those that opt out can still participate in DNA matching at FamilyTreeDNA. For more information about this new policy, please see <https://www.familytreedna.com/learn/ftdna/law-enforcement-faq/>.

Join us and contribute your DNA to learn as much as possible about our early Texas ancestors. The application form is available at http://www.txsgs.org/TSGS/wp-content/uploads/2018/10/TxSGS_DNA_application.pdf.

For more information about the Early Texans DNA Project see <http://www.txsgs.org/programs/dna-project/early-texans/>. ★

Do you have Early Texas Ancestors?

Submit your DNA to the Early Texans DNA Project!

- Learn which parts of your DNA are linked to other early Texans.
- Facilitate your application for TxSGS's heritage certificate programs.
- Confirm documentary trail by correlating DNA with related descendants.
- Find cousins who may be able to expand your knowledge of your Early Texas ancestor!



Your DNA will contribute to an understanding of early Texas history by

- Determining which admixtures are found in living Texans,
- Linking those admixtures to early Texas colonies settlements, and
- Determining Y-DNA and mtDNA signatures for early Texas settlers.

Who is eligible?

Group 1 - Descendants of Republic of Texas settlers and early Mexican and Spanish colonists – those who settled Texas before 19 February 1846.

Group 2 – Descendants of early settlers of the state of Texas who arrived by 31 December 1900.

Interested? Learn more at <http://www.txsgs.org/programs/dna-project/>

Questions? Email dna@txsgs.org

All reasonable efforts will be made to maintain the privacy of project members while sharing non-identifying information that may help researchers link to Early Texas ancestors.

Index

- A**
 Admire, Chris 11
 Albritton, Gwendolyn (Richardson) 19
 Allen, John T. 58
 Allen, Mary 58
 Allen, Sarah 42
 Allison, Andrew McNeil 58
 Allison, Annabeth Grace 58
 Anderson, Bailey Sr. 58
 Anderson, Patricia 4
 Arn, Marcia 19
- B**
 Bailey, June B. 4
 Baker, Oscar Dudley 59
 Ballard, Paula 60
 Ball, Susan E. 1, 2, 4, 5, 16, 52, 60, 62
 Banks, Rezia J. 58
 Barton, Barbara 52
 Baumgartner, Jon K. 4
 Bergvall, Nancy Stiles 58
 Bilbrey, Corinna L. 4
 Black, Dorothy 4
 Black, Margaret L. 20
 Black, Richard 4
 Blom, Evert-Jan 36
 Bockstruck, Lloyd de Witt 52
 Bollich, Jamie Carter 19
 Bond, Robert 58
 Bower, Wilson 44
 Bowie, J. David 59
 Bowie, William S. 59
 Bowles, Sharon M. 4
 Bradford, Jesse 44
 Brandenburger, Christina 14
 Brawley, Connie Burton 4
 Brewer, Maudie 42
 Bronstad, Jane A. 4
 Brook, Eliza 42
 Brooks, Louisa C. 59
 Brooks, William B. 59
 Bryant, Clark Anderson 58
 Bryant, Marin Ann 58
 Bryant, Marynell 51, 60
 Buckner, William D. "Bill" 1, 2, 24, 52, 60
 Burns, Alma 18
- C**
 Campbell, Suzanne 52
 Carlton, Ann E. 4
 Castle, John Robert 59
 Chance, James Albert 59
 Chavez, Florentino 59
 Clapp, David 58
 Clark, Mark A. 4
 Clark, Patricia Reed 4
 Coffey, Harris 59
 Coffey, William Richard 58, 59
- Coleman, Elaine 54
 Coleman, Elizabeth 10, 11
 Collier, I. A. 10
 Collier, Isaac Allen 11
 Collier, Santella "Tea" Elizabeth 11
 Collins, Jessica Horne 22
 Collins, John 36
 Cooke, Lisa Louise 53
 Coombs, James Wetherell 59
 Coombs, John Dillard Hunt 59
 Cooper, Caren 4
 Coughlin, Thomas 4
 Covington, William 52
 Crawford, Rhoda Craig 58
 Crews, Nancy 58
 Crowley, Sandra J. 2-6, 60
 Crump, Lou Ella 59
 Curry, Justin Lamar 58
 Curry, Sherrie Allen 58
- D**
 Daniels, Tracey 54
 Davee, Janet 4
 Davis, Charlotte Alene Walton 58
 Davis, Mary Jane 59
 Davis, Robert S. 19
 Dempsey, Cathy M. 4, 18
 Dennison, Elizabeth K. 4
 DeWoody, Joseph Paul 4
 Diebel, Ann 4
 Dunn, John C. Jr. 58
- E**
 Easterling, Charles Donald 58
 Elder, Kathy 4
 Ellsworth, Fran 54
 Ellsworth, Frances Langley 58
 Ellsworth, Frances M. 60
- F**
 Fallin, Gay 23
 Featherston, Rick 4
 Ficklin, Ben 52
 Fizer, James L. 24
 Flack, Teri 26, 27, 28, 30, 60
 Forde, Cynthia 55
 Forward, Linda Carol 4
 Froebel, Barbara J. 60
- G**
 Galyon, Natalie Nicole 59
 Garcia, Evaristo T. 4
 Garcia, Marta I. 4
 Garnett, Christina 14
 Garnett, James 14
 Gillespie, Patti 26, 28
 Golden, Martha 44
 Goldman, Jeanne 4
 Gordon, Susan Brandt 16, 58, 59
 Gottesfeld, Arlene 19
- Graham, Brandt Gordon 58, 59
 Green, Lee 51
 Greer, Lawrence O. 24
 Grover, Karen J. 20
 Grunden, Billie 54
 Grundy, Judy Kay 20
 Gulden, Peter J. 4, 58
- H**
 Hadfield, Debra S. 4
 Hadfield, Eugene R. 4
 Hamilton, Holly Marshall 59
 Hanson, Tony 52, 60, 62
 Harmon, Sharon 4
 Harris, Genevieve T. 4
 Harvey, Barbara A. 4
 Hightower, John 58
 Hogan, Roseann 4, 21
 Hopkins, Amy 10, 11
 Horn, Larry Van 4
 Howell, Theresa 27
 Hull, Christopher K. 17
 Hunt, L. 4
- I**
 English, Bailey 19
 Irby, Donna 4
- J**
 Jackson, George B. 52
 Jacobs-Sillers, Kelly 18
 Jenkins, Jana 52
 Johns, Francis 10
 Johnson, Herbert Byron 59
 Johnson, Jack W. 45
 Johnson, Ora Jane 58, 59
 Johnson, William A. 59
 Jones, Blanche Alma 42
 Jones, Jeffrey 42
 Jones, Roy A. 42
 Jones, Willie C. 42
 Judge, Hugh Cornelius 22
 Judge, Mary 22
 Judge, Patrick 22
 Judge, William 22
- K**
 Kaufman, Susan 60
 Keeth, James B. 4
 Keith, Nancy 58
 Keough, Tessa 54
 King, Dorothy Lynette Davis 58
- L**
 Lacopo, Michael 52, 54
 Lambert, David Allen 54
 Lambert, Elizabeth 59
 Larson, Jean 4
 Lee, Andy 1, 3, 13, 15
 Lee, Benjamin Freeman 13, 14
 Lee, Berton 14, 15
- Lee, Berton Eugene 14
 Lee, Carl Bryant 14
 Lee, Devon Noel 15
 Lee, James 14
 Lee, Johnnie 52
 Leeds, Dana 1, 3, 35, 39
 Lewis, Minerva Ann 58
 Lillard, Carolyn B. 4
 Lines, Mary Schuessler 4
 Long, William Thomas 58
 Lowe, J. Mark 28, 29, 30, 31
 Losoya, Juan Anselmo Losoya 58
 Luckett, Larry 16
 Lynn, Pam 20
- M**
 Mahler, Lisa 52
 Malcolm, Nancy F. 4
 Maley, Cathie 4
 Marinko, Minna K. 4
 Marshall, Dwayne Hollan 59
 Martindale, B.F. 59
 Martin, Ronald A. 4
 Matthews, William Allen 20
 Maynard, Mildred Henry Rucker 23
 McComb, Melanie 54
 McCoy, Debbie Blanton 52, 60
 McCrary, Mike 51
 McGee, Ashley Galyon 59
 McGuffin, Tina 60
 McKaughan, Mary R. 59
 McKnight, Patricia 4, 17
 McLaughlin, L. A. Austin 4
 McMahan, William Friend Sr. 58
 McQueen, John 58
 McQueen, Spicy 58
 McRae, Marcie A. 4
 McShane, Jane 22
 Means, Melinda M. 4
 Medford, Isham 58
 Meisner, Bernard 22, 52
 Mersinger, Dorothy 4
 Meyers, Kelvin 27, 28, 29, 31, 51, 52, 60
 Meyers, Steve 52
 Miller, Edwin 4
 Miller, James Theodore 21
 Miller, John Howard Jr. 58
 Miller, Lara Caitlin 58
 Miller, Mary Kristin 58
 Mills, Betsy 2, 60, 62
 Mize, Benja Pittman 24
 Mize, Tami Osmer 2
 Montague-Nolting, Cheryl 4
 Moody, Arthur 45
 Moody, Bama 44
 Moody, Beura 45

Moody, Burnice 45
 Moody, Carrie 43
 Moody, Charlie Mae 45
 Moody, Cleophus 45
 Moody, Conley 42
 Moody, Conway 42
 Moody, Cora 43
 Moody, Daughter 45
 Moody, Davis 44
 Moody, Doshie 43
 Moody, Edna 45
 Moody, Eugene 44
 Moody, Eula Earline 45
 Moody, Fan 45
 Moody, 'Fate' 41
 Moody, Fred 42
 Moody, Gladys 43
 Moody, Gore 45
 Moody, Grover 45
 Moody, Gussie 43
 Moody, Guy 43
 Moody, Jeraldine (Jolene) 45
 Moody, Jessie 44
 Moody, Jessie Mae 43
 Moody, Jimmy 43
 Moody, Joe Etta 41, 45
 Moody, Fred 42
 Moody, Gladys 43
 Moody, Gore 45
 Moody, Grover 45
 Moody, Gussie 43
 Moody, Guy 43
 Moody, Jeraldine (Jolene) 45
 Moody, Jessie 44
 Moody, Jessie Mae 43
 Moody, Jimmy 43
 Moody, Lafayette 40, 41, 44
 Moody, Lawrener 45
 Moody, Lawrence 41
 Moody, Lawrence "Lon" 44
 Moody, Leona 45
 Moody, Lon 41
 Moody, Mamie 42, 43
 Moody, Mary 44
 Moody, Mettie 45
 Moody, Miles 44
 Moody, Minnie 41
 Moody, Mitchell 42
 Moody, Mose (Moses) 40, 42
 Moody, Nancy 44
 Moody, Ned 44
 Moody, Nolan 45
 Moody, Oscar 45
 Moody, Paul 43
 Moody, Pearlata 42
 Moody, R. L. 45
 Moody, Robert 42
 Moody, Saloma 45
 Moody, Singleton 42
 Moody, Son 45
 Moody, Stella Mae 43
 Moody, Thelma 45

Moody, Theodore 42
 Moody, Thomas 42
 Moody, Tom 43
 Moody, Vera L. 45
 Moody, Viola 44
 Moody, Walter Lee 45
 Moody, Will Davis 43
 Moore, William J. 58
 Moody, Willie 44
 Morris, Kelly 16
 Moses, Chanikat 4
 Munson, Lynette 21
 Myers, Charles 58
 Myers, Jane Emily 59
 Myers, Reese Allen 58

N

Nance, Billy R. 4
 Nolen, Nelta 54

O

O'Hara, Daniel 22
 Olson, Kitty M. 4
 Olsson, Ofelia Chavez 59
 O'Neill, Terry Bradshaw 52
 Orozco, Toni Williams 4

P

Parker, Ora 59
 Pendarvis, Millie 44
 Percy, Mary L. 4
 Perkins, Paula 54, 60
 Phillips, Sherri A. 4
 Pinkerton, Gary 54
 Polk, Maria 44
 Polk, Mattie 42
 Post, Martha A. Jones 59
 Pratt, Ella 59
 Pratt, John M. 59
 Principato, Deborah Maria 58
 Priolo, Tammy 54

R

Rahn, Russell A. 1, 3, 40, 41
 Randolph, Sheila 17
 Reynolds, Linda 60
 Rhine, Eileen 4
 Richardson, Emily 4
 Roberts, Irene H. 4
 Roberts, J. B. 4
 Robinson, Etta 45
 Rocha, Juana 58
 Ruler, Arlaid 44
 Ruler, Chaney 42
 Ruler, Violet 44
 Ruler, Zelfhia 44

S

Salinas, Lisa Toth 54
 Schletzbaum, Barbara 4
 Sellers, John 26, 28
 Shelton, Daniel C. 59

Simon, Judy 18
 Smith, Amanda Curry 58
 Smith, Barry 4
 Smith, Carl 53
 Smith, Cheryl 4
 Smith, Lizabeth A. 4
 Spindle, Debra Osborne 55
 Stallings, Faye 54
 Stanley, Nancy M. 58
 Stribling, Isabella J. 59
 Suter, Nancy Catherine 59
 Sykes, Bryan 13

T

Taber, Lisa 4
 Taylor, Bertha 11
 Taylor, David C. 4
 Taylor, Lourany 58
 Taylor, Owen 58
 Tellez, Krystal 17
 Thomas, Elaine 4
 Thompson, Susan K. 4
 Tobolowsky, David 19
 Torres, Mary O. 60
 Trimble, Minerva 58
 Turner, Judy Lynn 60

U

Underwood, Allice 59
 Usry, Debra 60

V

Vega, Tim de la 60
 Voigt, Wendel G. 4

W

Walcik, Shirley 4
 Walsh, Patrick 27
 Walton-Raji, Angela 19, 21
 Warthen, Rob 36
 Wayne, Debbie Parker 55, 60
 Westermeier, Dr. Carol 4
 Westermeier, James 4
 Westley, Dan 44
 White, Pearl 42
 Whited, Randy 54, 60
 Whitehead, Ephraim 58
 Wilcox, Tylene W. 4
 Wilhite, Matthew Herbert 24
 Wilkins, Ari 27, 28, 30, 53
 Williams, Andrew 44
 Williams, David 20
 Williams, Davy Jo 4
 Williams, Estella 42
 Williams, Evalina 42
 Williams, Hughes E. 4
 Williams, Minnie Ola 44
 Wilson, Stephen 18
 Wiseman, Thomas 53
 Wolfs, Randi Jean 59
 Woolverton, Carrie 55
 Wright, Paul 10
 Wylie, John 60


Y

York, Andrew 14
 Youngblood, Amy H. 8
 Youngblood, Basil Manley 8
 Youngblood, David 7, 8, 10
 Youngblood, Elijah 10
 Youngblood, Elizabeth Coleman 11
 Youngblood, Elizabeth Lee 10
 Youngblood, Francis 7
 Youngblood, Francis Johns 10
 Youngblood, Floelle 7
 Youngblood, Henry 8, 9
 Youngblood, Jacob "B" Sr. 7, 11
 Youngblood, Jacob Jr. 8, 9, 10, 11
 Youngblood, Jacob Sr. 8, 9
 Youngblood, James 7, 8, 10
 Youngblood, James A. 10
 Youngblood, James J. 10, 11
 Youngblood, James L. 11
 Youngblood, John Miles 8, 9
 Youngblood, John Waters 10, 11
 Youngblood, Larry 1, 3, 7, 9, 11
 Youngblood, Lawrence Allen 18
 Youngblood, Mary Dorn 10
 Youngblood, Mary Elizabeth 10, 11
 Youngblood, Nancy J. 11
 Youngblood, Richard 10
 Youngblood, Robert 10
 Youngblood, Simeon 8
 Youngblood, Simeon Lucian 8
 Youngblood, Thomas 7, 8, 9, 10, 11
 Youngblood, Thomas J. 8
 Youngblood, Thomas M. 11
 Youngblood, William 10
 Youngblood, William O. 8
 Youngblood, William R. 8, 10
 Youngblood, William W. 11



TELL US YOUR STORY

Make 2019 the year you tell your family's story! Whether you're sharing information about ancestors you've recently discovered or tips other genealogists can use to help them in their research, TxSGS wants to know more!



Themes for 2019:

- Q1 - Navigating the DNA Maze (published March 2019)
- Q2 - Road Trip! (Apr 15 deadline)
- Q3 - Ethnic Roots (Jul 15 deadline)
- Q4 - Maps in Genealogy (Oct 15 deadline)

Submit your story to *Stirpes: The Journal of the Texas State Genealogical Society*.

Submissions are welcome at any time to stirpes@txsgs.org.

For complete guidelines and to learn more about the 2019 themes, visit <http://www.txsgs.org/publications/stirpes/submission-guidelines/>

LOOK
INSIDE

We hope you've enjoyed this sample of content of this issue of *Stirpes*.

Read the rest of this stories! **Join TxSGS** today to receive the complete issue.

As a TxSGS member, you will automatically receive each issue as soon as it is published. It's easy! Just click the link below and sign up today.

<http://www.txsgs.com/membership/>

